



# FINISH OPTIONS




Our thermally fused 1 1/8" high-density laminate worksurface is available in fourteen colors, which can be paired with any of our nine PVC Flexedge® edgeband colors (or five 4EVERedge™ seamless options - indicated below).

Upcharge applies to  indicated finish option. Custom colors and high pressure laminate (HPL) available as special order. Contact our RightAngle™ Customer Service team for details.

## Worksurface Finishes



## Edgeband Finishes



★ Includes 4EVERedge™  
(for rectangular worksurfaces only)



This zero-joint edge technology creates a permanent seamless edge, eliminating the ugly glue line that can capture bacteria and dirt.

## Base Finishes



## Standard RightAngle™ Finishes

| Worksurface Finish  | Edgeband Finish |
|---|-----------------|
| Hardrock Maple (HM), Cherry (CH), Mahogany (MY), Black (BK), Galaxy White (GW), Walnut (WN), Stromboli (ST), Looks Likatre (LT) | Matching Color  |
| Driftwood (DW), Concrete Groovz (CG), Merapi (ME)   | Graphite        |
| Gray Matrix (GM)  | Black           |
| Marker Board (MB)   | White           |

If not otherwise specified, worksurface and edgeband finishes will be paired in the combinations listed above.

